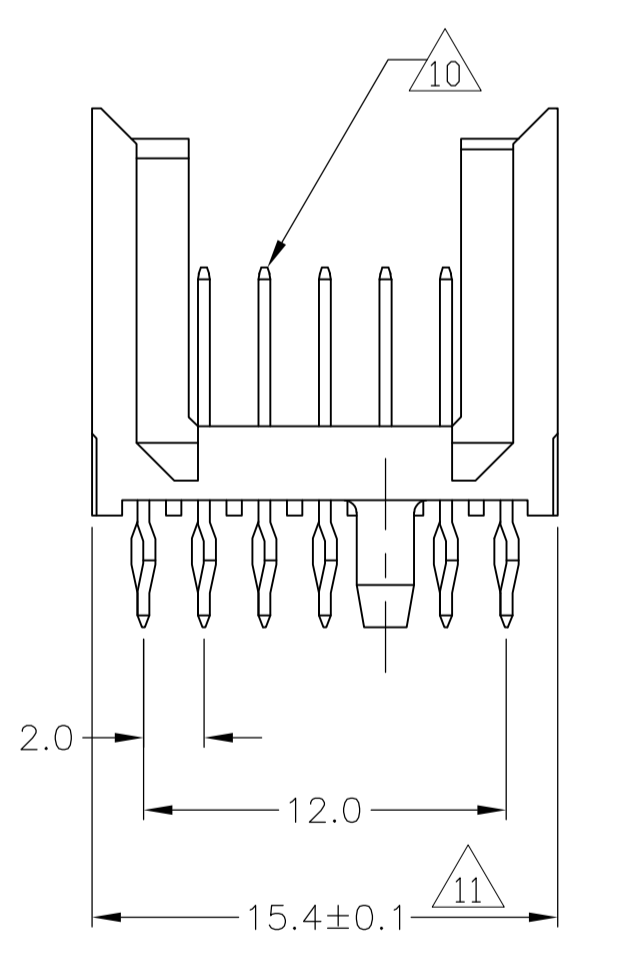
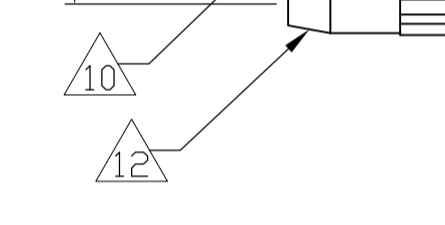
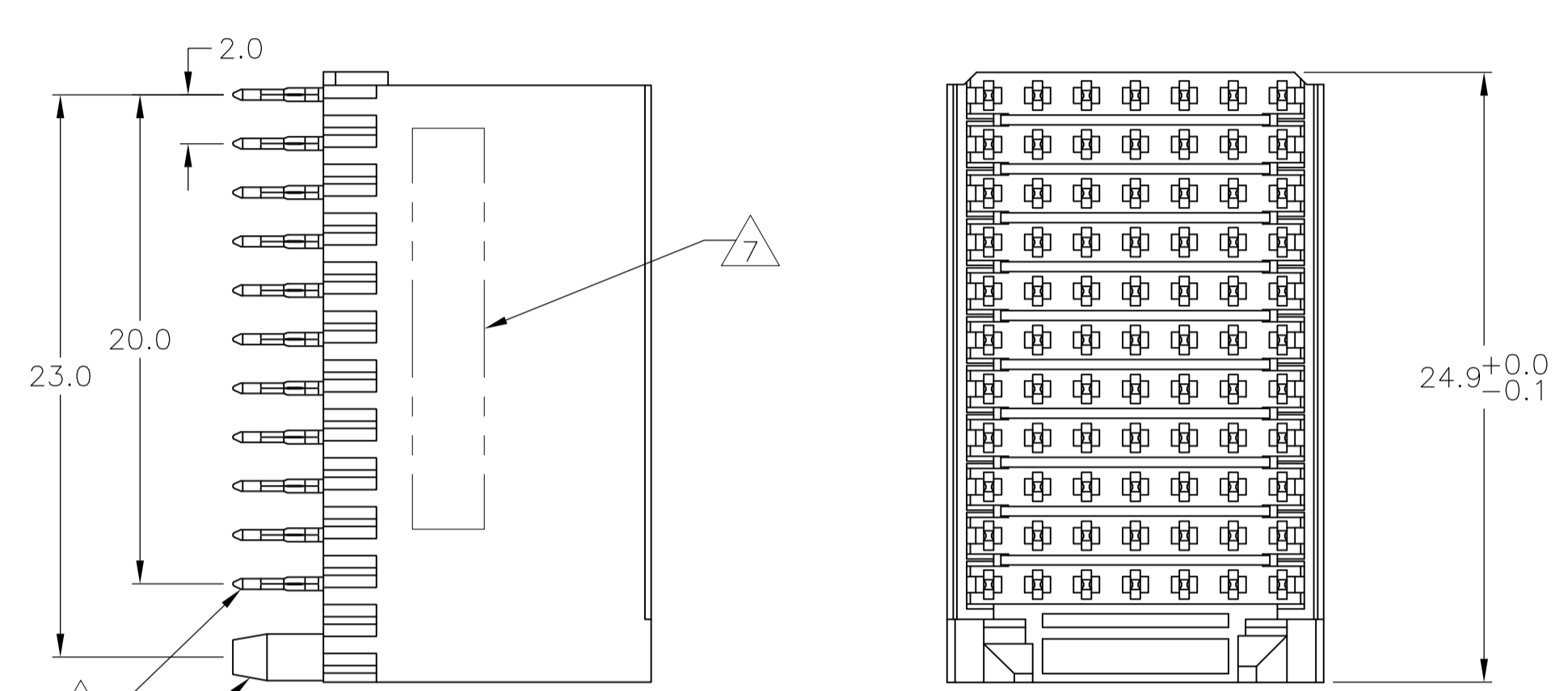
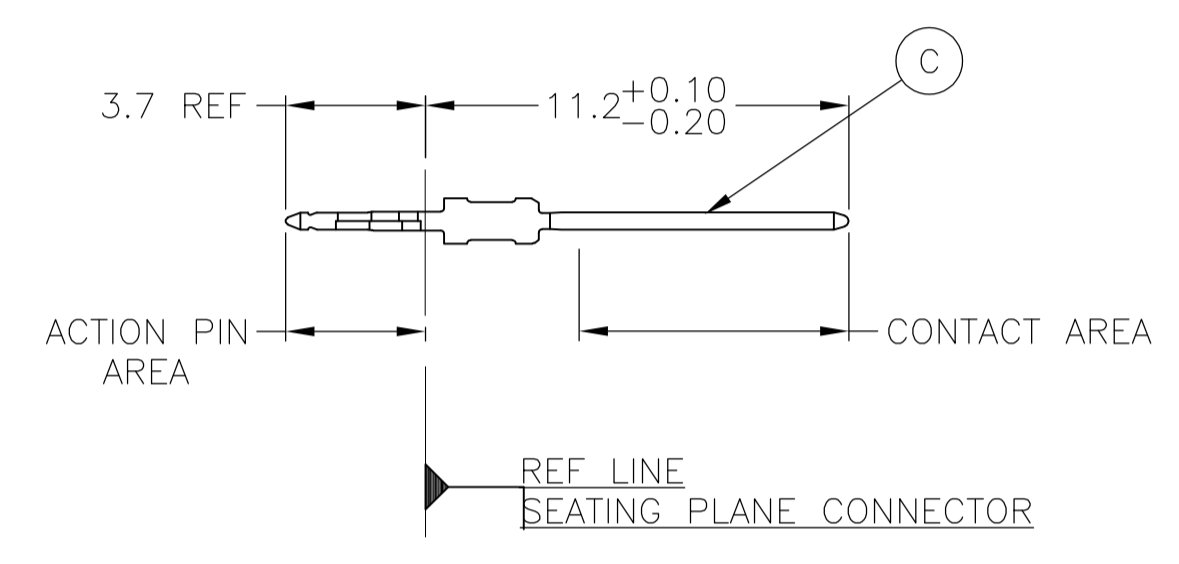
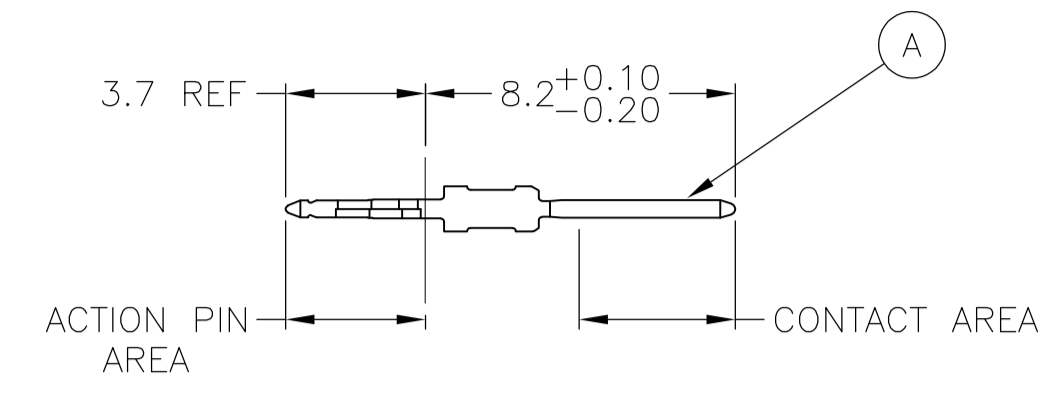


LOC	DIST	REVISIONS					
AD	00	REV	PER	DATE	BY	APP'D	
		H2	REV PER	ECO-10-001916	02FEB2010	JY	SY
		J	ECR-10-018652		10SEP10	SW	MQW

CONNECTOR ASSEMBLY EXAMPLARY LOADED 9



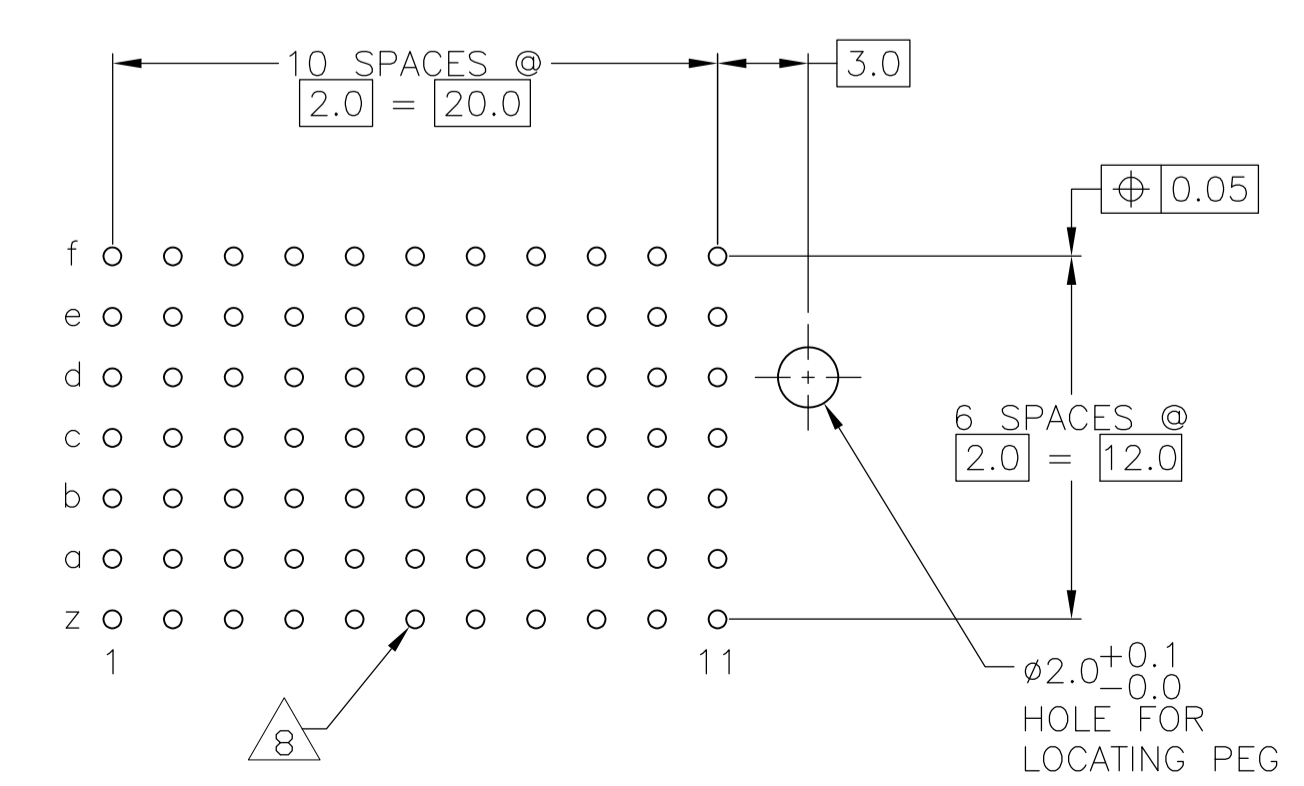
CONTACT DIMENSIONS SCALE 5:1



CONTACT LAYOUT

	z	a	b	c	d	e	f
1	C	A	A	A	A	A	C
2	C	A	A	A	A	A	C
3	C	A	A	A	A	A	C
4	C	A	A	A	A	A	C
5	C	A	A	A	A	A	C
6	C	A	A	A	A	A	C
7	C	A	A	A	A	A	C
8	C	A	A	A	A	A	C
9	C	A	A	A	A	A	C
10	C	A	A	A	A	A	C
11	C	A	A	A	A	A	C
GUIDING							

RECOMMENDED PCB-HOLE LAYOUT COMPONENT SIDE SHOWN



PLATED THRU HOLES PARAMETERS REFERENCE APPLICATION SPECIFICATION

14 OBSOLETE	2 3 15	3-106081-0
	2 6 13	1-106081-9
	2 5 13	106081-9
	2 4	106081-4
	2 3	106081-1
FINISH		PART NUMBER

THIS DRAWING IS A CONTROLLED DOCUMENT.		DIN B CARBO 24JAN05	Tyco Electronics Corporation Harrisburg, Pa 17105-3608	
DIMENSIONS: mm		24JAN05	Tyco Electronics	
TOLERANCES UNLESS OTHERWISE SPECIFIED:		24JAN05	NAME	
0-PLC ±		24JAN05	MALE ASSEMBLY, Z-PACK 2mm HM, TYPE C	
1-PLC ± 0.2		24JAN05	APPLICATION SPEC	
2-PLC ± 0.02		24JAN05	108-19082	
3-PLC ± 0.005		24JAN05	APPLICATION SPEC	
4-PLC ± 0.002		24JAN05	114-19029	
ANGLES ± 0.30°		24JAN05	SIZE CAGE CODE DRAWING NO	
MATERIAL		24JAN05	A1 00779 C=106081	
FINISH SEE TABLE		24JAN05	RESTRICTED TO	
1		24JAN05	CUSTOMER DRAWING	
		24JAN05	SCALE 4:1 SHEET 1 OF 2 REV J	

LOC		DIST		REVISIONS			
IF	LTR	DESCRIPTION	DATE	DRN	APVD		
AD	00	SEE SHEET 1	-	-	-	-	-

- 1 MATERIAL:
CONTACT: PHOSPHOR BRONZE.
HOUSING: GLASS-FILLED POLYESTER.
- 2 GENERAL PLATING SPECIFICATION: UNDERPLATING
(ENTIRE CONTACT): 1.27µm MIN NICKEL AND ACTION
PIN: 0.5µm MIN TIN\LEAD.
FOR PLATING OF MATING SURFACES SEE APPLICABLE
SPECIFICATION REFERENCE FOR EACH DASH NUMBER.
- 3 CONFORMS TO ALL TESTING ACCORDING TO IEC 61076-4-101
PERFORMANCE LEVEL 2.
- 4 CONFORMS TO ALL TESTING ACCORDING TO IEC 61076-4-101
PERFORMANCE LEVEL 1.
- 5 CONNECTOR TESTED AND QUALIFIED AGAINST TELCORDIA GR-1217-CORE QUALITY LEVEL 3,
CENTRAL OFFICE APPLICATIONS.
- 6 CONNECTOR TESTED AND QUALIFIED AGAINST TELCORDIA GR-1217-CORE QUALITY LEVEL 3,
UNCONTROLLED ENVIROMENT APPLICATIONS.
- 7 CONNECTOR MARKED WITH PART NUMBER AND DATE CODE.
ADDITIONAL CHARACTERS OR MARKINGS, AS WELL AS THE LOCATION OF THE MARKINGS,
MAY BE ADDED FOR TRACEABILITY BASED UPON MANUFACTURERS DISCRETION.
- 8 PLATED-THROUGH HOLES AT 2x2mm SQUARE GRID
PATTERN DEFINED BY CONTACT LAYOUT.
- 9 FOR ACTUAL PIN LOADING SEE "CONTACT LAYOUT".
- 10 FOR ACTUAL PIN DIMENSIONS SEE "CONTACT DIMENSIONS".
- 11 TO BE MEASURED AT BOTTOM OF SHROUD.
- 12 LOCATION PEG.
- 13 CONNECTOR LUBRICATED WITH BELCORE APPROVED LUBRICANT,
TECHNICAL REFERENCE: TR-NWT-001217 ISSUE 1, SEP 1992.
- 14 OBSOLETE PARTS: OBSOLETE CIS STREAMLINING PER D.RENAUD/D.SINISI
- 15 0.76µm MIN GOLD PLATING AT MATING SURFACES.

THIS DRAWING IS A CONTROLLED DOCUMENT.		DRN B CARBO 24JAN05	Tyco Electronics Corporation Harrisburg, Pa 17105-3608	
DIMENSIONS: mm		CHK G.SKIPPER 24JAN05	NAME G.SKIPPER 24JAN05	
TOLERANCES UNLESS OTHERWISE SPECIFIED: 0-PLC ± 1-PLC ±0.2 2-PLC ±0.02 3-PLC ±0.005 4-PLC ± ANGLES ±0.30°		PRODUCT SPEC 108-19082	MALE ASSEMBLY, Z-PACK 2mm HM, TYPE C	
MATERIAL SEE SHEET 1		APPLICATION SPEC 114-19029	SIZE A1	RESTRICTED TO -
FINISH SEE SHEET 1		WEIGHT -	CAGE CODE 00779	DRAWING NO 106081
CUSTOMER DRAWING		SCALE 4:1	SHEET 2 OF 2	REV J